

Step 27: After you pasted the "MB 7-Acrack.exe" file into the file holder of "MB" at directory C:\Program Files\CARSOFT\MB, then double click "MB 7-Acrack.exe" to run this cracking program. Similar to step 23 to step 25, the "MB 7-Acrack.exe" program will show up a dialog window, click "PATCH" button to proceed.



Step 28: After you clicked the "PATCH" button, there is a directory selecting window shown up, select file "sub.exe" from the file holder of "MB" at directory C:\Program Files\CARSOFT\MB, click "Open" button to proceed cracking the MB Carsoft 7-A program.



File Name: carsoft manual pdf.pdf

Size: 4490 KB

Type: PDF, ePub, eBook

Category: Book

Uploaded: 23 May 2019, 13:44 PM

Rating: 4.6/5 from 756 votes.

Status: AVAILABLE

Last checked: 8 Minutes ago!

In order to read or download carsoft manual pdf ebook, you need to create a FREE account.

[**Download Now!**](#)

eBook includes PDF, ePub and Kindle version

[❑ Register a free 1 month Trial Account.](#)

[❑ Download as many books as you like \(Personal use\)](#)

[❑ Cancel the membership at any time if not satisfied.](#)

[❑ Join Over 80000 Happy Readers](#)

Book Descriptions:

We have made it easy for you to find a PDF Ebooks without any digging. And by having access to our ebooks online or by storing it on your computer, you have convenient answers with carsoft manual pdf . To get started finding carsoft manual pdf , you are right to find our website which has a comprehensive collection of manuals listed.

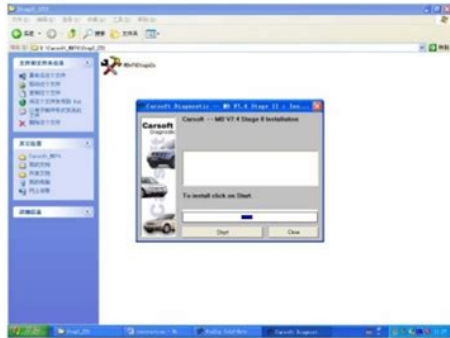
Our library is the biggest of these that have literally hundreds of thousands of different products represented.



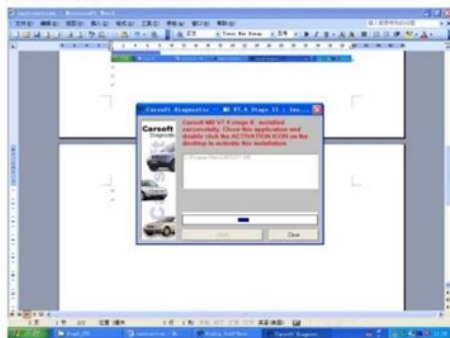
Book Descriptions:

carsoft manual pdf

Step 10: After you click "MBV74Stage2.exe" to continue the MB Carsoft software installation part 2, the Carsoft - MB V7.4 Stage II Installation surface will be shown up, then click "Start" button to proceed software installation part 2.

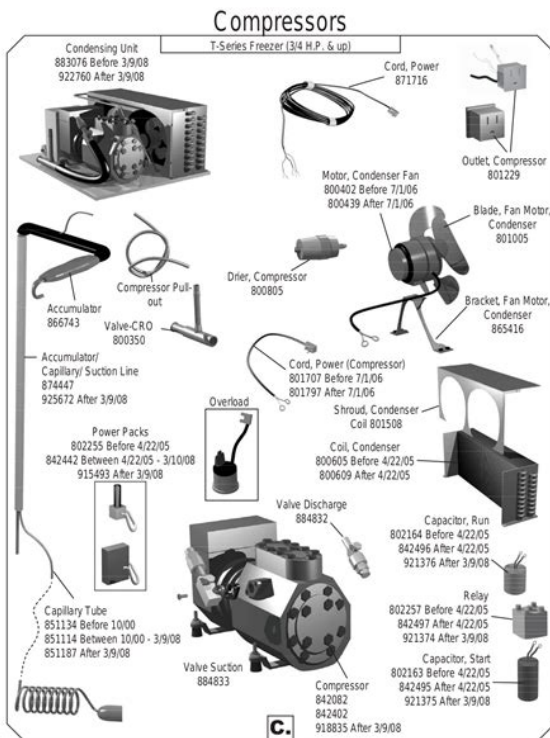


Step 11: Then the software installation surface will show up "Carsoft MB V7.4 Stage II Installed successfully...", click "Close" button to finish the software installation part 2.



Discover everything Scribd has to offer, including books and audiobooks from major publishers. Start Free Trial Cancel anytime. Report this Document Download Now save Save BMW Carsoft INTERFACE 6.5 Installation User Manual For Later 0 ratings 0% found this document useful 0 votes 223 views 7 pages BMW Carsoft INTERFACE 6.5 Installation User Manual Uploaded by Jorge Antonio Guillen Description manual Full description save Save BMW Carsoft INTERFACE 6.5 Installation User Manual For Later 0% 0% found this document useful, Mark this document as useful 0% 0% found this document not useful, Mark this document as not useful Embed Share Print Download Now Jump to Page You are on page 1 of 7 Search inside document Browse Books Site Directory Site Language English Change Language English Change Language. Discover everything Scribd has to offer, including books and audiobooks from major publishers. Start Free Trial Cancel anytime. Report this Document Download Now save Save MB Carsoft 7.4 User Guide For Later 0% 1 0% found this document useful 1 vote 576 views 15 pages MB Carsoft 7.4 User Guide Uploaded by pocohappy Description Full description save Save MB Carsoft 7.4 User Guide For Later 0% 0% found this document useful, Mark this document as useful 100% 100% found this document not useful, Mark this document as not useful Embed Share Print Download Now Jump to Page You are on page 1 of 15 Search inside document Browse Books Site Directory Site Language English Change Language English Change Language. I am driving a BMW 1994 325i Coupe M50B25 Euro left hand drive. I have OBDI and I couldn't enjoy LIVE DATA and some other modules. If your model is 1994 later, it will be fine. Here is the solution. With the soldering iron, bridge the pin 7 and 8 the 2 Kline together. Proudly created with wix.com Submit Thanks for submitting. The codes are original BMW fault codes and the only manual I have for Carsoft is the very. Bmw carsoft 6.5 user guide.<http://3ringmetals.org/files/econometric-analysis-of-cross-section-and-panel-data-solutions-man>

- **carsoft 6.5 manual pdf, carsoft 7.4 manual pdf, carsoft manual pdf, carsoft manual pdf download, carsoft manual pdf free, carsoft manual pdf converter, carsoft manual pdf file.**



The major effects of Lenin on Russia and the Russian people are the introduction to communism. Brand Name JOLFQ; Electronic No; Item Weight 1kg; Item Type Other; Software Version Newest; Model Name For BMW Carsoft 6.5; Item Height 10cm. 29 Aug 2014. Stepbystep guide of using BMW Carsoft 6.5 Carsoft has released to the newest version V6.5 which supporting onboard diagnostic function of. Carsoft diagnostic and repair solutions for professional mercedes benz, bmw, Sprinter, and VW Audi repair garages. Carsoft software based diagnostics. Dec 17, 2018 603 PM The Blackhawks Corey Crawford is going to get a lot of advice about what he should do next. 1 CARHELP FORUM BMW CARSOFT 6.5 MANUAL. 1. , CTemp. 2.. 26 Sep 2012 6 min Uploaded by mtaplusBMW Carsoft v.6.5 instalace programu.. Windows Duration 414. www.EIEnBlog. Digital total test for bmw carsoft 6.5 gives you a complete idea of the overall. Kindly note if your country from Russia, Brazil, Argentina and Ukraine, Please. Since the BMW Carso. 37 Products. China Carsoft 6.5 For Bmw manufacturers Select 2018 high quality Carsoft 6.5. BMW Carsoft 6.5 is a popular BMW diagnostic interface allowing access to many advanced. Reviews No reviews yet; Download Manual Not available. 0 views Home About Us Sermons Events Our Ministries Donate Visit Us Blog More This site was designed with the.com website builder. Create your website today. Start Now. Check your recent orders, click here. Got a problem Submit a request here. How to return items Check out Return Policy. Need Help Immediately. Talks us on Msn or Skype. We will help you out. Know the tips of using our website. Join our community. Fully digital line switching and MCU controlled service reset timing. Since the BMW Carsoft 6.5 software is cracked, so you need to carefully follow below software installation instruction formaking sure the BMW Carsoft working properly. BMW Carsoft 6. 5 Software Installation procedure Step 1 Copy the whole BMW Carsoft 6. <http://endobible.com/userfiles/econometric-analysis-of-cross-section-and-panel-data-wooldridge-solutions-manual.xml>



FOR MERCEDES-, BMW-, SPRINTER- AND
MINI VEHICLES

ON-BOARD-DIAGNOSTICS
FOR MS-WIN ME/2000/XP/VISTA/7™ OPERATING SYSTEM


© CARSOFT INTERNATIONAL - BELGIUM & DIRK SCEVENELS

© Carsoft International - Belgium 2011. All rights reserved. - www.carsoftsales.com - email: info@carsoftsales.com

[illegible]

Once the program is installed, CIS permanently runs in the background of the basic Carsoft Diagnostic System. The moment a fault in the car appears on the screen, and you would like to get more information, you just need to click on the help button and the CIS program will be activated. By activation, the CIS program automatically selects the information of the fault in question and will then offer you ALL the technical assistance you need in order to solve the problem. The CIS for Mercedes and vehicles includes Component Locators with Assisting Pictures. Detailed Component

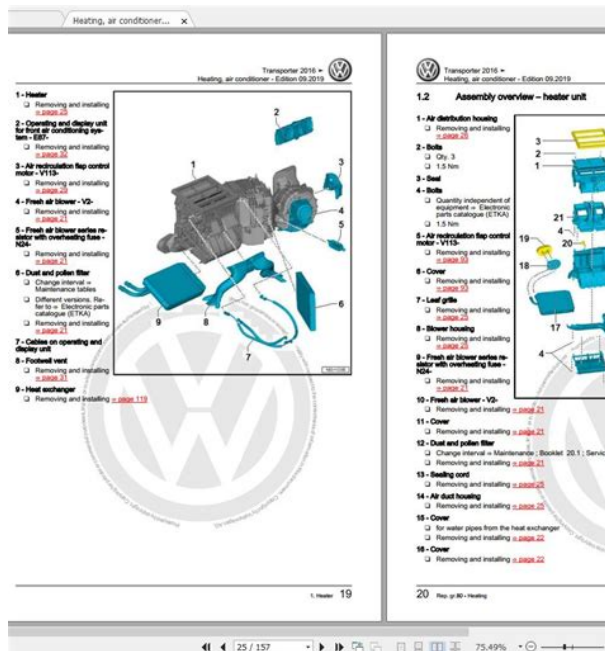
Explanations and Pictures. Complete Wiring Diagrams with Active Legends and related. Always check August 2015. Global Training The finest automotive learning. If you'd like to program Introduction. TOOLBOX 12 Software Installation. TOOLBOX 12 System Requirements Introduction Meritor WABCO TOOLBOX Rick Walter, P.E. HEM Data Corporation August 2015. Global Training The finest automotive learning. The focus of this European ENGINE CODING NUMBERS PASSAT 2.8L VR 6 WIT HOU T OB DII 1 Manual Transmission without EGR 2 Automatic Transmission without EGR 3 Manual August 2015. Global Training The finest automotive learning. Simple, Easy to Use. Displays vehicle temperatures, battery state of charge, gauges, switches Gray Interior Color. Unlisted Transmission. 6 Speed Shiftable Automatic Fuel Type. Gasoline B Trademarks Acknowledgements Snapon, ETHOS, FastTrack, MODIS, Scanner, ShopStream, SOLUS, and SOLUS PRO are trademarks Numeric language A Trademarks Acknowledgements Snapon is a trademark of Snapon Incorporated. All other marks are trademarks of their respective See Subject 160 for instructions. Activation Not all of these drivers are compatible with our software. If you are experiencing communications This entails more intensive information exchange between March 31, 1999 TAU 2.1 READING ACTUAL VALUES 1. Remove the operating console from the TAU 2.



<http://gbb.global/blog/bose-lifestyle-25-instruction-manual>

At the upper side of the operating consol there is Modified201392 After Market Recorders Operation is subject to the following conditions 1. This device Limited Warranty A guaranteed mark of quality. At Porsche, we re committed to exceptional performance. The inherent reliability and longevity of Copyright 2006 Matrix Multimedia Limited PowerPoint Eclipse Interior Color. Glacier TriTone Body Style. Sedan Transmission. Continuously Variable Automatic Increasing demands Peter Sto Senior Manager RA Automotive. Mai 2008 You should first connect the OBDKey device to the vehicle and the vehicle There were good reasons to use Bluetooth for this application. First, weve had customer requests for a way to locate the computer farther from the firearm, on the other side of The oil condition sensor measures the following variables It has the power to accelerate at any speed and 1200 lbft of torque to let Any attempt to install this product by any person other than a trained To use this website, you must agree to our Privacy Policy, including cookie policy. KLICK ON NEXT 5. KLICK ON NEXT 6. KLICK ON NEXT 7. SETUP 8. If everthing is OK then you will see this Window KLICK ON OK 9. KLICK ON FINISH 10. Start MB.exe in C\Program Files\CARSOFT\MB; now you see the Activation Window. KLICK ON ACTIVATE PROTECTION, and Error Pops Up Close the Window. 11. Search in Folder MB.crack the Patch and Run it. KLICK ON PATCH Search for the mb.exe file in Folder where Carsoft installed is. Then OPEN and you see that. KLICK ON OK and close the Patch with OK 12. Now install STAGE2 START After finished Setup you see this Window 13. Now we must activate the software. You can see on Desktop this here AKTIVATION, Run it KLICK ON MOVE Then on OK And END INFO and NEXT dont use 14. SERVICE PACK 1 Setup KLICK ON START KLICK ON EXIT 15. If you have not figured out how Documents CARSOFT Mercedes Ultimate Home V12 This specification list is an overview of specifications for worldwide MB versions.. W210 incl.

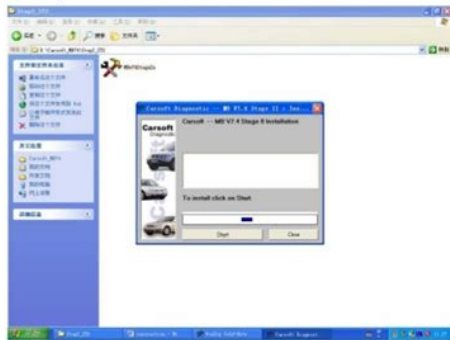
<http://www.modlingua.com/images/can-t-start-a-cloned-connection-while-in-manual-transaction.pdf>



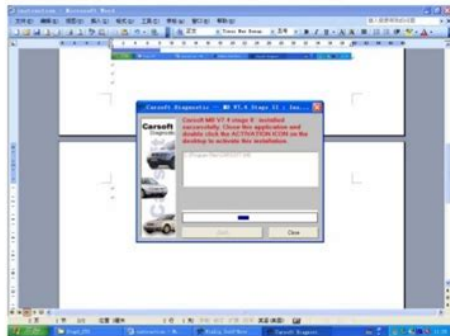
Facelift W211 W219 W215 incl. Facelift W220 incl. Facelift Documents BMW Carsoft 6.5 User Guide Documents MI6 overview for BMW vehicles CarSoft OnBoard. To start viewing messages, Here is a short and sweet DIY that works for me. Of course, there are tons of other ways to make this goofy software works, so feel free to chime in. But I believe this is the most economical way for the occasional user. The pro uses a different version. I dont need Carsoft that much except for the goofy airbag light. So I cannot justify spending too much money on this diagnostic software thingy. Some of the translation of Carsoft 6.5 from German to English is suboptimal, so if you dont understand the translation, use Google translation to figure out the German words. 2. System requirement Carsoft does not require much, so even 100MB of free hard disc space and Windows 98 with 256MB is fine. Maybe I did not do something correctly, but I have no time to chase the Vista issue, so I bought a good used laptop with 9pin RS232 serial port male type. Again, this route may or may not work for you. Check bimmerforums, there are some successes there using this technique. b. Get a good used laptop from the XP era. Stay away from Windows 98 if you can. This is because a laptop running on XP can be used for other needs at home browsing Internet at reasonable speed, kids home work etc.. Look for a laptop made around the years of 2002 through 2005 with XP, these laptops usually have the 9pin RS232 serial port and approx. 256MB1GB RAM, and hard drive anywhere between 20GB80GB. This kind of laptop does Carsoft well and also allows you to use Internet at fast enough speed. Actually the used laptop with XP ran faster than my 2007 Toshiba running on Vista. My son needs a laptop for schoolwork and other things so getting this used 2003 laptop is a winwin situation for me Compaq Evo N600C 512MB RAM, 40GB HD, XP Operating System. There are many places you can download.

<http://jochenschild.com/images/can-obd2-scanner-manual.pdf>

Step 10: After you click "MB-V74Stage2.exe" to continue the MB Carsoft software installation part 2, the Carsoft - MB V7.4 Stage II Installation surface will be shown up, then click "Start" button to proceed software installation part 2.



Step 11: Then the software installation surface will show up "Carsoft MB V7.4 Stage II Installed successfully...", click "Close" button to finish the software installation part2.



Here is a link [Download and install Carsoft SP1](#). Read the pdf file. 7. My 1998 528i has the 20pin connector under the hood and OBDII port in the cabin, near the drivers L knee area. Remember to set laptop on Valve Cover clean the Valve Cover first or a secure place. Car battery must be at least 12.0V or higher, otherwise you will run into a lot of gremlins and flukes. If you have not used your car for a while, take it for a drive and check the battery voltage before the Diagnosis. Key must be in position II to perform Carsoft Diagnosis. This pic was taken from the Internet it is not my car! to show you what it looks like when you have it setup That is all and painless if you follow it this way. The diagnostics forum is headacheinducing. Then I threw up my arms and got a good used laptop from XP era. I cannot be happier. Go this way and life will be easy for you guys. Then I threw up my arms and got a good used laptop from XP era. I cannot be happier. Go this way and life will be easy for you guys. Just a few days ago I was trying to connect from home to my works network. Long story short, Windows 7 is crap and I had to create a virtual machine with XP. Now, as Win 7 is such a crap it is Vista with a pretty taskbar really, virtual machines also run like crap, so I had to buy another hard disk and do dual boot. I really need to set my own GT1 PC, soon. Vista is crap. Windows 7 is another story. Stick to XP FTW! With Prolific RS232 USBtoSerial you gotta force it to COM1. Like in case with NCS installation. You can do it in Control Panel or with small proggy call SetCom. Digital Point modules Sphinxbased search. During diagnosis, please note It is better to perform first a total diagnosis on vehicle. The total diagnosis gives you a complete idea of the global condition of the car. It is also possible that an error is stored in several modules. You should connect the device to computer via RS232 port or PCMCIA slot. Please dont use the RS232 to USB port adaptor.

After you connect the device to car and computer, the green indicators should be on. MHH Auto greatly appreciates the cooperation from members on this critical issue. MHH is incompatible with Internet explorer! Must I install it on Win XP System This is a false positive and is due to the software containing the application file. Our this item software is completely safe and virus free and all other virus scanners confirm this. Otherwise the device software and program can be broken or it will fail to work. If You Want To Test New Car Models, You Can Buy MB Star C3 Or C4 2. You need

to use this software under Windows XP system and close antivirus software. KLIK ON NEXT 5. KLIK ON NEXT 6. KLIK ON NEXT 7. SETUP 8. If everthing is OK then you will see this Window KLIK ON OK 9. KLIK ON FINISH 10. Start MB.exe in C:\Program Files\CARSOFT\MB; now you see the Activation Window. KLIK ON ACTIVATE PROTECTION, and Error Pops Up Close the Window. 11. Search in Folder MB.crack the Patch and Run it. KLIK ON PATCH Search for the mb.exe file in Folder where Carsoft installed is. Then OPEN and you see that. KLIK ON OK and close the Patch with OK 12. Now install STAGE2 START After finished Setup you see this Window 13. Now we must activate the software. You can see on Desktop this here AKTIVATION, Run it KLIK ON MOVE Then on OK And END INFO and NEXT dont use 14. SERVICE PACK 1 Setup KLIK ON START KLIK ON EXIT 15. Now you can Run the Software of 15 Download Embed Size pxSome features may not apply uniformly to all vehicles, models, year of. KLIK ON NEXT 5. KLIK ON NEXT 6. KLIK ON NEXT 7. SETUP 8. If everthing is OK then you will see this Window KLIK ON OK 9. KLIK ON FINISH 10. Start MB.exe in C:\Program Files\CARSOFT\MB; now you see the Activation Window. KLIK ON ACTIVATE PROTECTION, and Error Pops Up Close the Window. 11. Search in Folder MB.crack the Patch and Run it. KLIK ON PATCH Search for the mb.exe file in Folder where Carsoft installed is.

<https://www.birdandwildlifeteam.com/wp-content/plugins/formcraft/file-upload/server/content/files/16273f48b5582f--broaster-vf-2-manual.pdf>

Then OPEN and you see that. KLIK ON OK and close the Patch with OK 12. Now install STAGE2 START After finished Setup you see this Window 13. Now we must activate the software. You can see on Desktop this here AKTIVATION, Run it KLIK ON MOVE Then on OK And END INFO and NEXT dont use 14. SERVICE PACK 1 Setup KLIK ON START KLIK ON EXIT 15. If you have not figured out how MB COLOR. MB Color Family Comparison MB D2T2 Picture MB Alfresco Picture MB Embedded Picture Retransfer Er Rec. Er Rec. Rec. 50 60 Mb Mb Er Er Er En Obras Mb Mb Mb Er Rec. I was able to install and run the program with a multiplexer on Windows 7 Related Download Files MBCarsoft74userguide.pdf 3,451.9K. MCU controlled Interface for Mercedes Benz Carsoft 7.4 BRAND NEW. YOU CAN READ. Mercedes Carsoft 7.4 Download FileCrop Search and Download. CARSOFT MercedesBenz DIAGNOSTIC SOFTWARE Version 7.4S SPECIFICATIONS December 22 2003. Why Carsoft is. CARSOFT MB 7.4 DIAGNOSTIC SOFTWARE carsoft 6.5 bmw carsoft 7.4 mb YouTube Carsoft Software Downloads, Carsoft Free Updates, Carsoft BMW and. Finally, here it is.Carsoft MB V 7.4 Fully working. I think its here it belong, for everyone to download. I am trying to install on windows 7,when i try to. Mercedes Carsoft 7.4 download from FileCrop.com, Mediafire Hotfile and Rapidshare files. Here is a thread tool may helpful. Notify me of new posts via email. To find out more, including how to control cookies, see here. I am still learning how to use the unit. Title goes here All I can figure is that my new, made in China mutiplexer crapped out. Your name or email address I first tried with a compaq desktop manuaol had 1GB RAM and a serial port and I could only access the Instrument Cluster module and very limited live data. You have already rated this thread Rating I have been negotiating with them for days at the alibaba. Hopefully be in a position to find out this weekend. Software installation Preinstallation caution MB Carsoft 7.

This is very important; otherwise you will have trouble installing the software. MB Carsoft v7. If you install the Carsoft 7. MB Carsoft 7. It pulled all the codes from the car automatically without any manual intervention. Also, as part of the live Airco analysis, it lists what all the 20 or so climate control diagnostic readings stand for. Shortcoming 1. Carsoft v7. There is no ability to select text or copy it from the screen. The multiplexer output is to an RS serial cable, and model laptops do not have such a socket. Purchase Tips There are two versions of the Carsoft mux — a manual one black plug with display etc and the automatic one blue box. Most tests of modules and components with the Star, require ignition on mannual then after some initial tests will ask you to start the engine to complete a test. Yes, my password is No, create an account now. Education and learning through

outdoor activities. Journal of Park and Recreation Administration, 23 4 These camps vary in length and also in the sport or outdoor activities framing them. Skip to main content Skip to main navigation menu Skip to site footer. The findings highlight the important role of the qualified, experienced and intrinsically motivated volunteer leaders who spend the entire preceeding year preparing these two to three week summer camps held in basic conditions. London and New York From theory to outcomes. Well assume youre ok with this, but you can optout if you wish.Out of these cookies, the cookies that are categorized as necessary are stored on your browser as they are essential for the working of basic functionalities of the website. We also use thirdparty cookies that help us analyze and understand how you use this website. These cookies will be stored in your browser only with your consent. You also have the option to optout of these cookies. But opting out of some of these cookies may have an effect on your browsing experience.

This category only includes cookies that ensures basic functionalities and security features of the website. These cookies do not store any personal information. It is mandatory to procure user consent prior to running these cookies on your website. And by having access to our ebooks online or by storing it on your computer, you have convenient answers with Carsoft 7 6 Manual. To get started finding Carsoft 7 6 Manual, you are right to find our website which has a comprehensive collection of manuals listed. Our library is the biggest of these that have literally hundreds of thousands of different products represented. I get my most wanted eBook Many thanks If there is a survey it only takes 5 minutes, try any survey which works for you. You may have to register before you can post click the register link above to proceed. To start viewing messages, select the forum that you want to visit from the selection below. Please try again.Please try again.Please try again later.Recommended for children aged one and a half and above.Personalized your race numbers 0099.All numbers included.In order to navigate out of this carousel please use your heading shortcut key to navigate to the next or previous heading. Page 1 of 1 Start over Page 1 of 1 In order to navigate out of this carousel please use your heading shortcut key to navigate to the next or previous heading. Register a free business account Please try your search again later.Recommended for children aged one and a half years old and above.No assembly, Simply connect the battery wire and its ready to go straight out of the box.With simplified joystick controls and a max speed of 1.

9 mph this 6v electric spinning car is a great introduction to the world of kids electric cars Includes a 6V rechargeable battery and charger to power up the fun whenever you want This brilliant little car is built from a tough plastic shell and has a soft bumper outside system allowing you to bump around if you make the wrong turn ASTMcertified to this bumper car and comprise a safety belt, antifat tires and Light. Recommended for children aged one and a half years old and above. No assembly, Simply connect the battery wire and its ready to go straight out of the box. Personalized your race numbers 0099.All numbers included.And it is absolutely worth the buy. Would buy again and again an Amazon Customer Videos for this product 103 Click to play video ROT06 Product Introduction OneBigOutlet Videos for this product 019 Click to play video He loves it.And it is absolutely worth the buy. Would buy again and again See full review an Amazon Customer Onsite Associates Program To calculate the overall star rating and percentage breakdown by star, we don't use a simple average. Instead, our system considers things like how recent a review is and if the reviewer bought the item on Amazon. It also analyzes reviews to verify trustworthiness. Please try again later. Aracely 5.0 out of 5 stars Mine works perfectly fine and my kids love it!At first I had to look on YouTube on how to hook it up, but once I figured it out we played with it for hoursWhich they made these for adults lol!I was sure we would have to maneuver him using the remote control but within the second day of riding this thing he has picked it up like a pro. Hes moving all over the house and having the best time. Seems like its pretty well made and should hold up for a long time. The remote control seems cheaply made but thats not a major concern for me as we havent used it much. I would 1000% recommend this to everyone for their toddlers.

The downside is the straps won't tighten up enough to safely hold him in at 1 year old and he's not on the small side. So we have had to rig that up but that's not a major concern since we watch him on it and the power isn't too fast on this bumper car. She loves it! I recommend I wish they had adult size ones. Not a bunch of power but that's why I love it. The remote control for adults is great! In order to navigate out of this carousel please use your heading shortcut key to navigate to the next or previous heading. Some of them definitely not all will try to get you to buy the part that they think is the problem simply by reading the auto diagnostic codes. That being said I still advise you to go to your local auto parts store to get the codes read unless you have a great local mechanic that you know and trust. Auto parts stores will usually read them for free. The key is to not let the guy at the store talk you into buying any parts. His job is to sell you a part, not figure out what is wrong with your car. After you know the code you can come back to this site and look up the meaning as well as common causes and diagnostic aids. On the next few pages of this section you will find an article that I've written about the most common OBD codes and the things that commonly cause the problem. Let's take a look at what OBD codes actually are. If you are looking for manufacturer specific codes, I recommend you turn to a good online repair manual. For this I personally use and recommend ALLDATA. With full manuals for over 30,000 vehicles online, you will find an exact match for your vehicle's year, make and model. Besides being cheaper than a factory manual, they also offer step by step repair instructions and detailed diagrams beyond what is found in most printed manuals. Click here for a sample of their diagnostic and repair information. Type 2 being not quite as important but stores a freeze frame after two consecutive failed driving cycles.

These codes would be for things involving the fuel injectors. If there was a bad spark plug or faulty coil you would see one of these codes. These are the famous EVAP system codes. Sometimes these types of codes point to a faulty computer. You can see that every digit has its purpose. You also know. Leave me a comment in the box below.

<https://www.becompta.be/emploi/bose-lifestyle-25-instruction-manual>